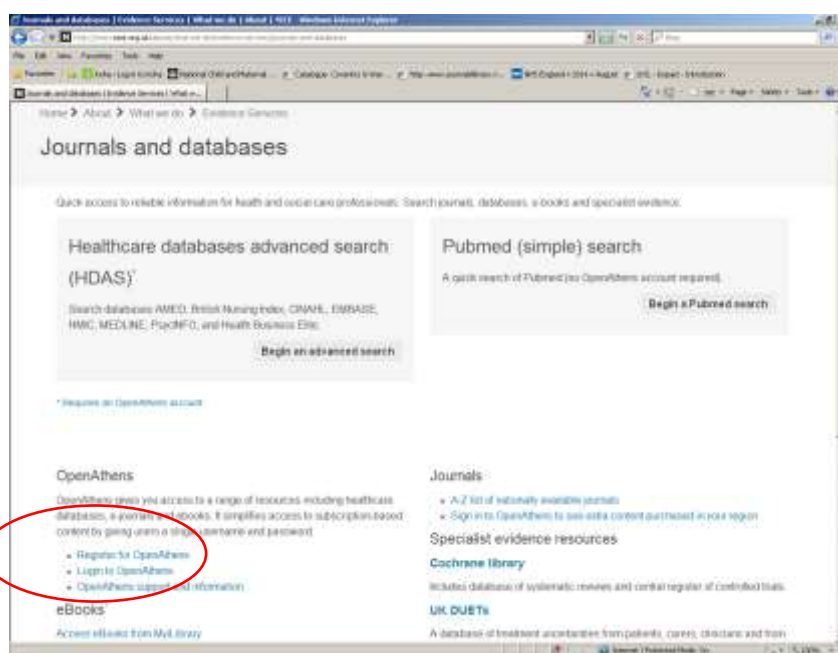


# How to change your NHS Organisation, email address or contact details on your Athens Account

- Go to <http://www.evidence.nhs.uk> , select the link to 'Journals and Databases' from the menu bar.



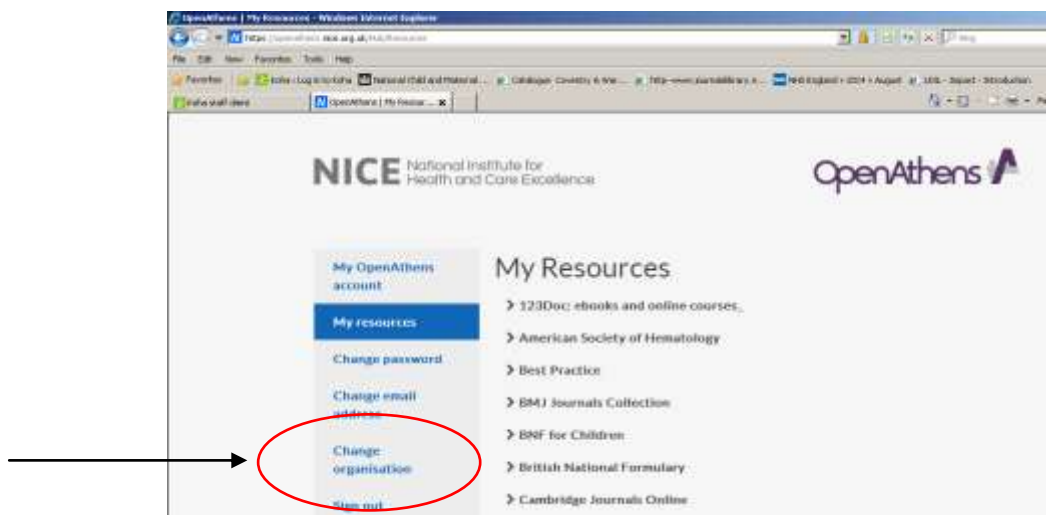
- Click on 'Login to OpenAthens'.



- Login to your account



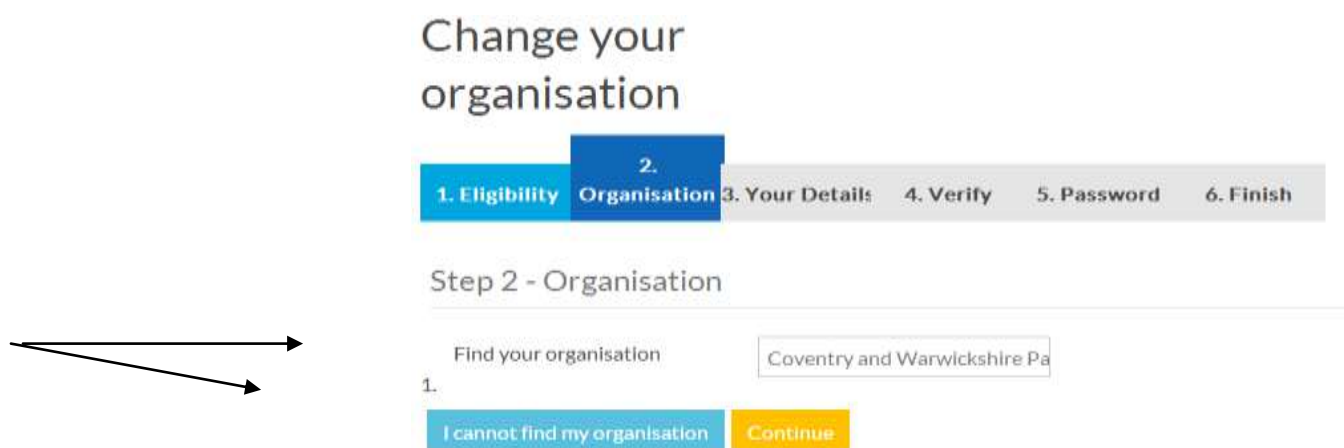
- You will then need to click **'Change Organisation'**.



- Step 1 Athens account eligibility and email - You now need to tick to confirm that you have read the eligibility criteria and then click on continue with your current email address or change your email address.



- Step 2 Organisation – Find your organisation by typing in the first few words of title.



Click continue

- You will then shortly receive an activation email from Athens and you need to follow the instructions in that email for the account to be activated.
- If you have any problems with this process please let me know [Wendy.Townsend@covwarkpt.nhs.uk](mailto:Wendy.Townsend@covwarkpt.nhs.uk)