

How to Access e-Books

There are now hundreds of e-books available to NHS staff. Many of the books are available via the CWPT Library Catalogue (including e-books purchased through Proquest Ebook Central and Kortext). All books not available through the Catalogue can be accessed via the EBSCOHost website.

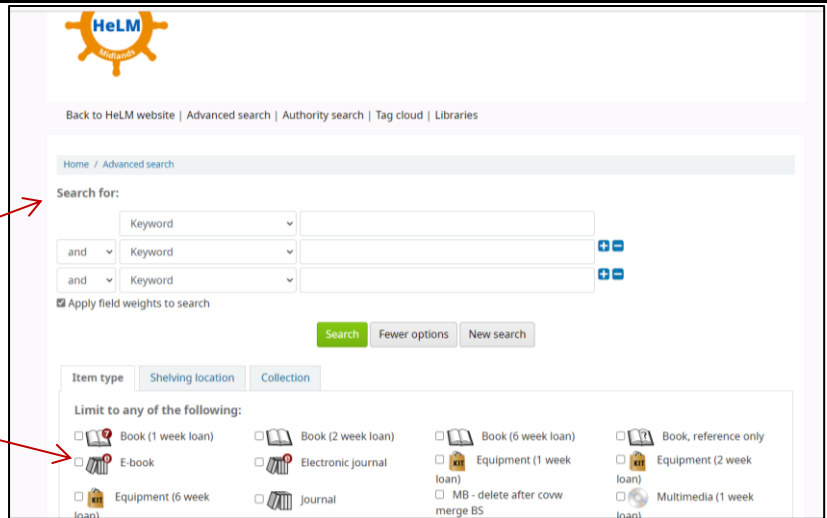
The instructions below show you how to access the books. *(To access the e-books an Athens password is required. To register, go to <https://openathens.nice.org.uk/> or contact your nearest library for help.)*

To access e-Books from the CWPT Library Catalogue, follow the instructions C1-C4

C1. Click on the link below to go to the Catalogue's 'Advanced Search' page.

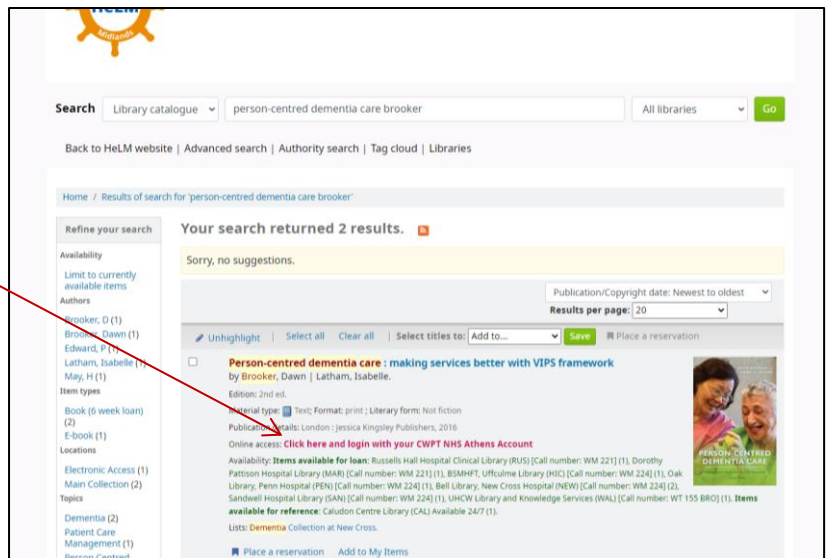
<https://cwpt.koha-ptfs.co.uk/cgi-bin/koha/opac-search.pl>

Type your search term(s) in the 'Keyword' box(s) and tick the 'E-Book' box followed by the 'SEARCH' button.



C2. Select a book from your list of results by clicking on the CWPT link.

(Note: The Catalogue is a shared resource with other Trusts, so only the e-books with the 'CWPT' link will allow you access to the book.)



C3. The CWPT link will take you to the OpenAthens login page, OR the EBSCO sign in page. From either login page you will need to sign in with your OpenAthens username and password. *(From the EBSCO Sign-in page, select 'OpenAthens Login' to sign in.)*

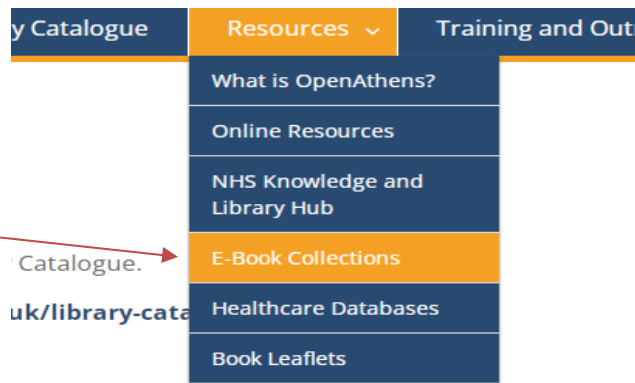
C4. Once logged in you can read the full-text by clicking on the links 'PDF Full-Text', 'Read Online' or 'Download Book'.

To access e-Books from the *EBSCOhost* website, follow the instructions E1-E5

E1. Go to

<https://cwpt.wordpress.ptfs-europe.co.uk/e-book-collection/>

From the Resources tab select E-Book Collection

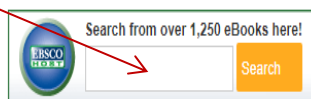


E2. Type search term (e.g. DEMENTIA) into the EBSCO search box and click Search.

Ebsco Collection

Access hundreds of Mental Health, Psychology and Nursing eBooks with your OpenAthens account.

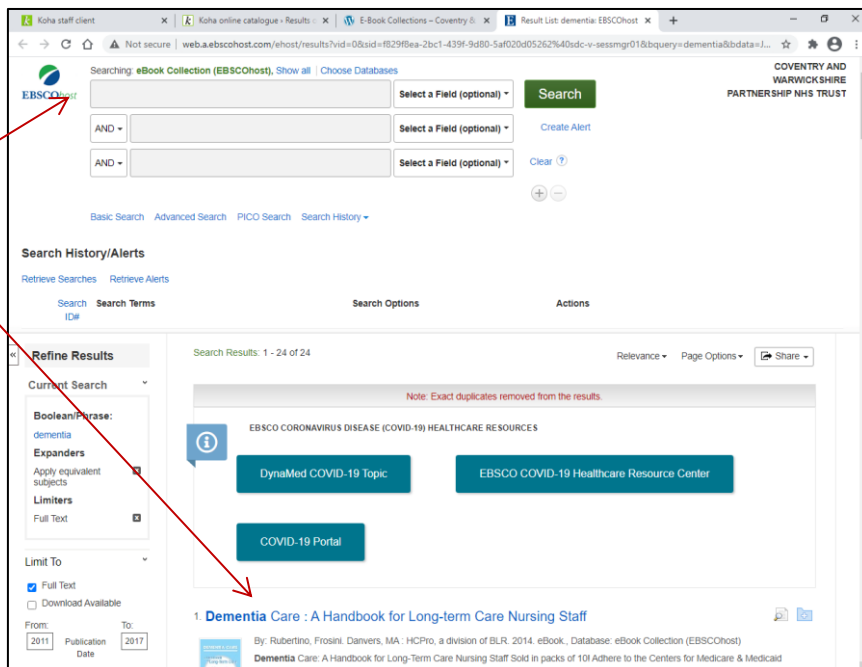
Use keywords in the search box below to find what you are looking for.



E3. Log in with your Athens username and password and you will be taken to the *EBSCOhost* page.

E4. Scroll down the results and click on 'PDF Full Text' to read the book.

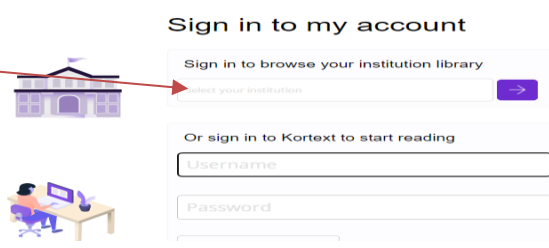
E5. To search for new topics you can use the Search Box at the top of the page.



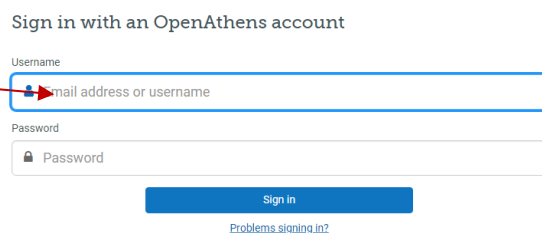
To access e-Books from the Kortext website, follow the instructions K1-K7

K1. Go to <https://read.kortext.com/>

K2. Then type 'Coventry and Warwickshire Partnership Trust' or select the name of your Trust from 'sign in to browse your institution Library'.

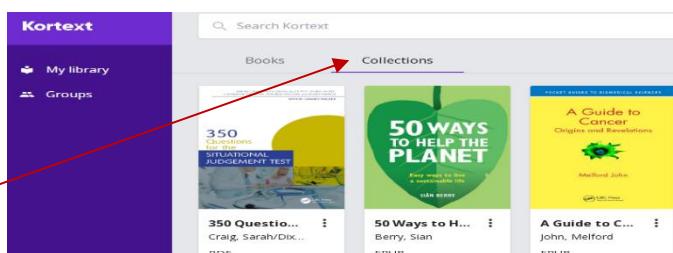


K3. Next sign in with your OpenAthens username and password.



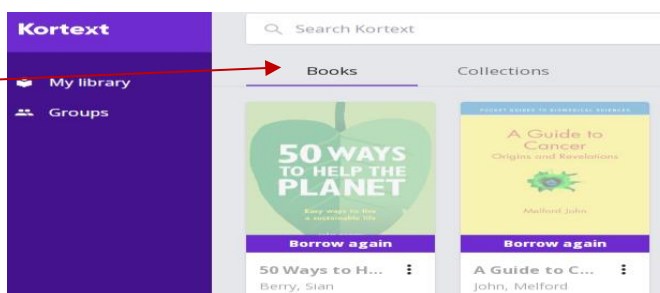
K4. Once you have signed in with your OpenAthens you will see the e-book discovery page.

K5. From here search for e-books in the 'COLLECTIONS' tab. Click on a book to open and read.



K6. Access the e-books you have opened in the 'Books' tab.

K7. The books will remain visible in your 'Books' tab for 7 days.



If you have problems finding or accessing an e-book contact your nearest Trust Library:

- St Michaels, Warwick stmichaels.library@covwarkpt.nhs.uk;
- Caludon, Coventry caludon.library@covwarkpt.nhs.uk
- Manor Court, Nuneaton manorcourt.librarycovwarkpt.nhs.uk;
- Brooklands, Birmingham brooklands.library@covwarkpt.nhs.uk